

## Recycling at County Council owned Household Waste Recycling Centres

This measure excludes all sites which are not owned by Lincolnshire County Council as the Council has limited control and influence over what streams are recycled.

Performance includes some estimates where actual figures are not yet available. Officially approved data is available four months after the end of the Quarter to which it applies.

A higher percentage of recycling indicates a better performance.



Not achieved

74.93

%

Quarter 4 March 2021

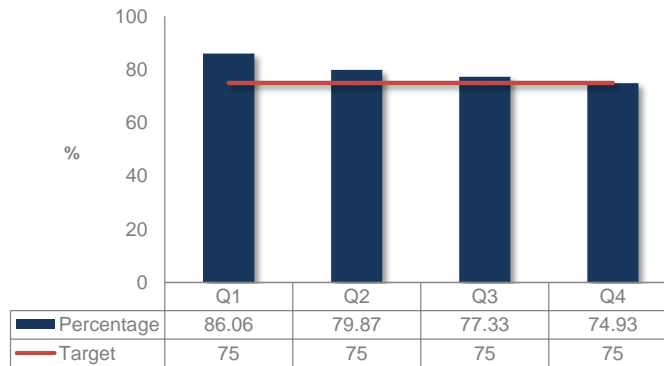


75

%

Target for March 2021

Recycling at County Council owned Household Waste Recycling Centres

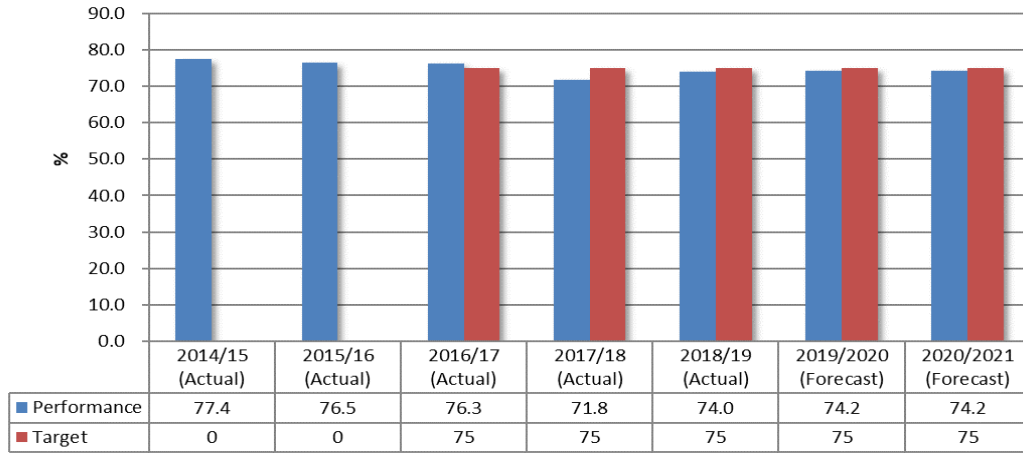


### About the latest performance

We saw reduced tonnages across the Household Waste Recycling Centre network. We implemented a Click and Tip booking system to enable the public to book a slot at the recycling centres to take their waste.

Further details

**Recycling at County Council owned Household Waste Recycling Centres**



About the target

The annual target of 75% represents a sustaining of our previous high performance.

About the target range

No target range has been set for this measure.

About benchmarking

Availability of data for other authorities is limited as this has never been an official National Indicator.

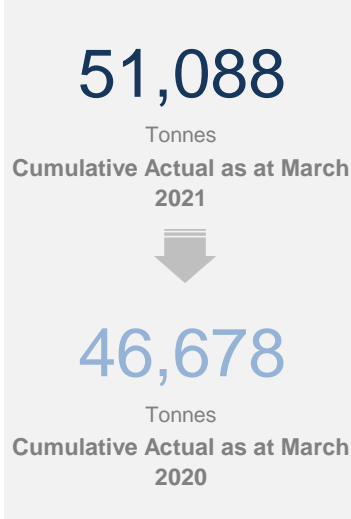
## Tonnage of recycling material collected at the kerbside

The tonnage of recycling material collected at the kerbside depends on how much is presented by the public in kerbside recycling collections and on how much of that material has to be excluded due to it being non-recyclable. This measure excludes waste that has been 'rejected' so that we can see how much recyclable material was collected.

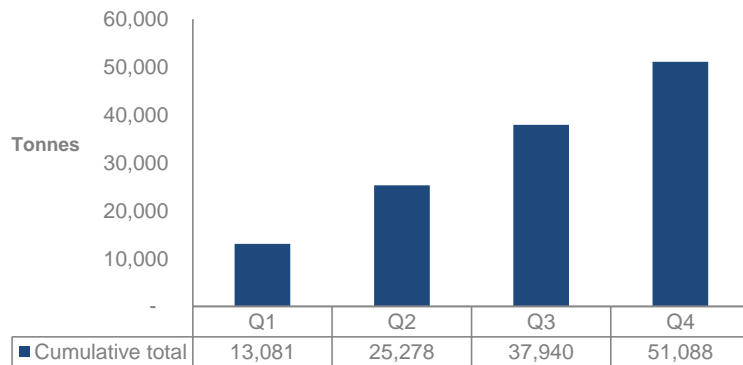
Performance includes some estimates where actual figures are not yet available. Officially approved data is available four months after the end of the Quarter to which it applies.

A higher tonnage of recycling material collected at the kerbside indicates a better performance.

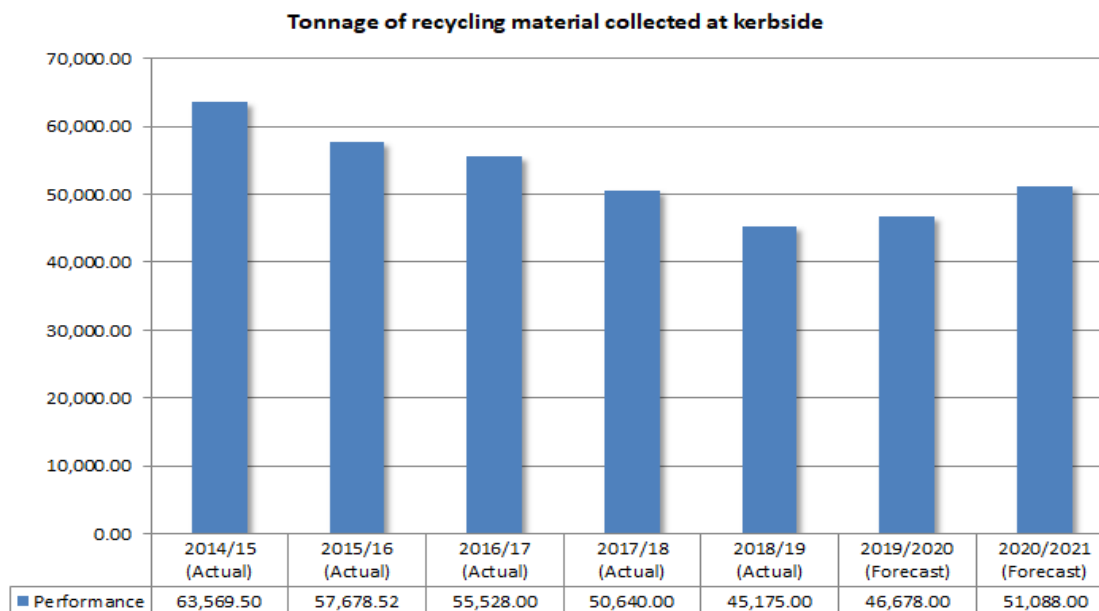
Measured



Tonnage of recycling material collected at the kerbside



## Further details



### About the target

This measure is included for context and so it is not appropriate to set a target for this measure.

### About the target range

A target range is not applicable to this measure

### About benchmarking

As tonnage collected depends on the size of a Local Authority, comparisons with other councils is not meaningful.

## Household waste recycled

The percentage of waste collected by either the County or District Councils which was reused, recycled or composted.

Performance includes some estimates where actual figures are not yet available. Officially approved data is available four months after the end of the Quarter to which it applies. A higher percentage of household waste recycled indicates a better performance.

The measure is dependent on growing conditions as it includes green waste collected and presented at HWRC's, which is why performance is generally expected to be higher in the summer months (Quarter 1 and 2).



Not achieved

**40.27**

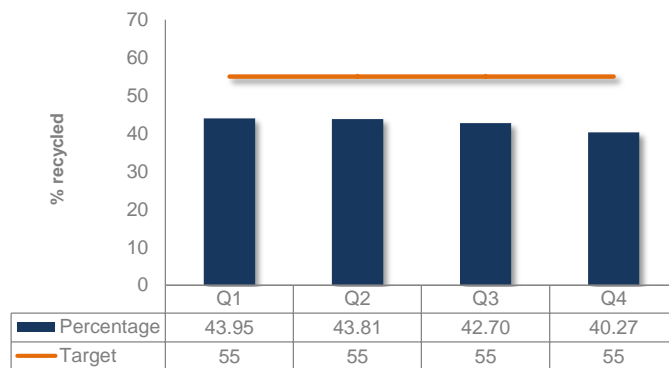
% recycled  
Quarter 4 March 2021



**55**

% recycled  
Target for March 2021

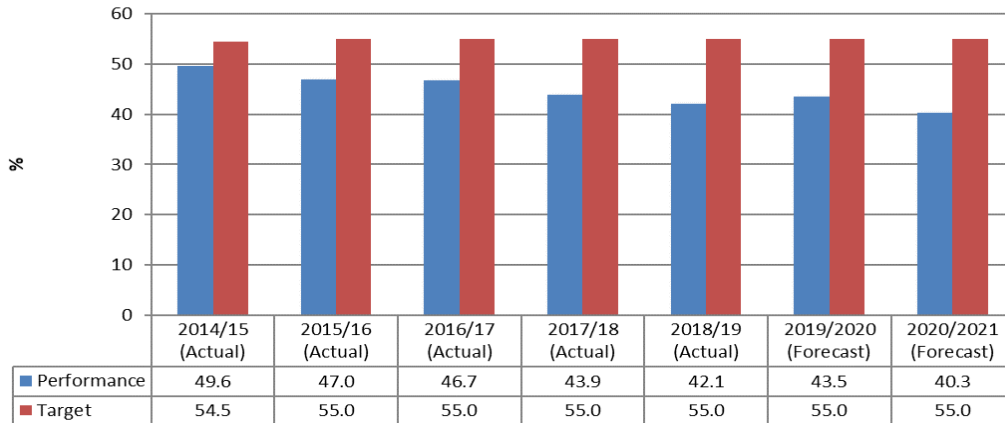
Household waste recycled



### About the latest performance

There has been more waste collected from kerbside and households but the contamination rate has remained around 30%. There is a reduced tonnage being presented at HWRC sites.

### Percentage Recycled of Household Waste Collected (Annual Total)



#### About the target

The annual target of 55% was set as a long-term aspiration in our Joint Municipal Waste Management Strategy (2008).

#### About the target range

Given the number of separate figures which go into this calculation, a target range of +/- 0.5 percentage points allows for small fluctuations to remain on target.

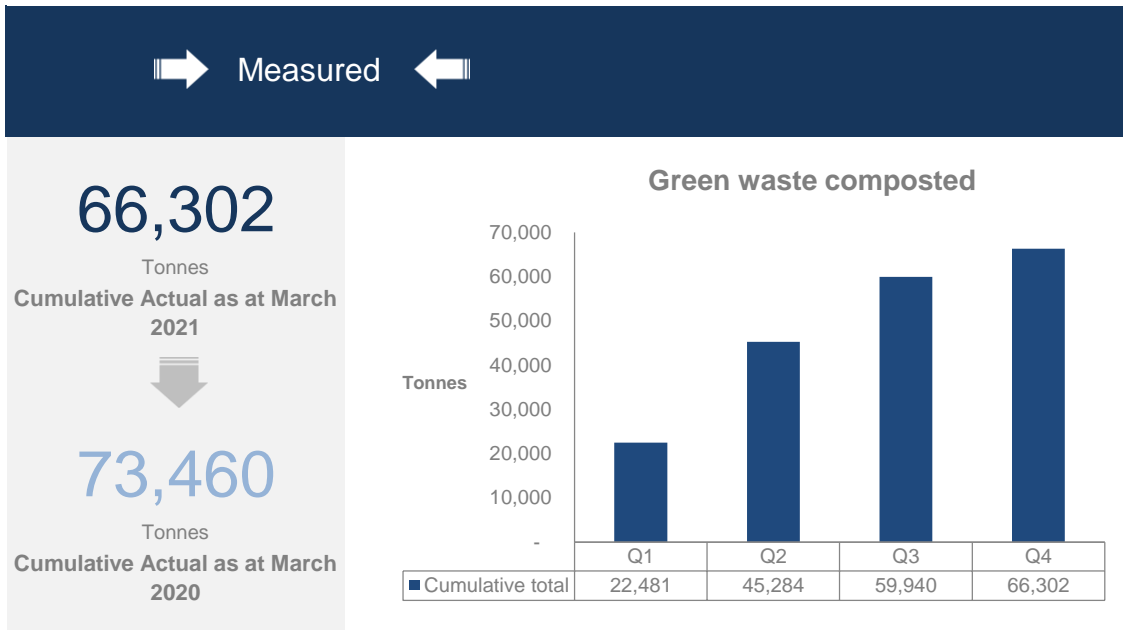
#### About benchmarking

As a part of the recently-adopted Joint Municipal Waste Management Strategy the Lincolnshire Waste Partnership is committed to the development of a number of Key Performance Indicators in addition to the performance indicators already being reported. These additional measures include the level of contamination in the recycling, the overall carbon footprint of waste operations and a measure of public satisfaction with the services being received, and it is recommended that benchmarking be pursued once these have been adopted.

## Green waste composted

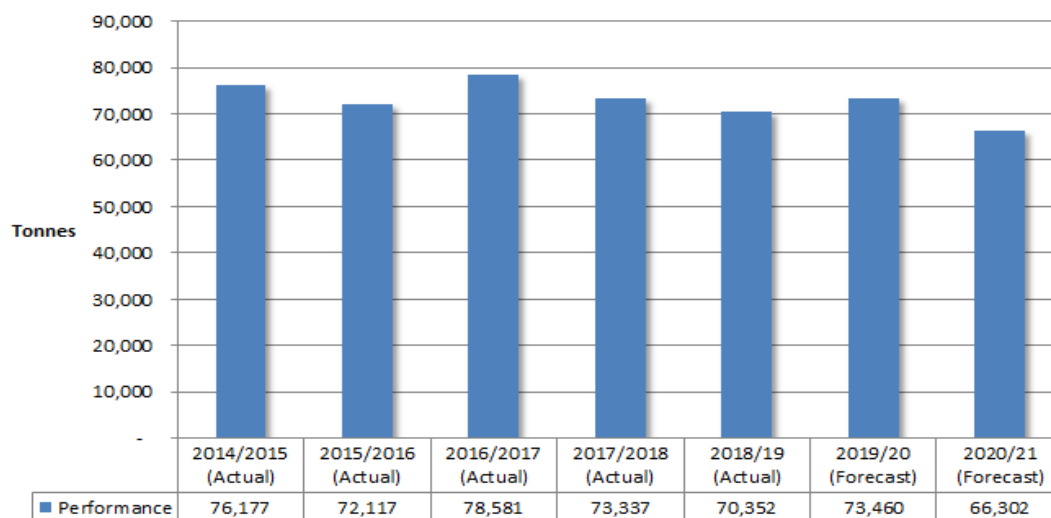
The tonnage of green waste collected by either the County or District Councils which was sent for composting. Performance includes some estimates where actual figures are not yet available. Officially approved data is available four months after the end of the Quarter to which it applies. A higher tonnage of green waste composted indicates a better performance.

This is a contextual measure only and is depended on growing conditions and take up of the Waste Collection Authorities (WCA) service which all WCAs charge for and have recently amended the pricing structure for the service this year.



## Further details

### Green waste sent for composting



#### About the target

No target has been set, as this is measured for reference purposes.

#### About the target range

A target range is not applicable as this is a contextual measure.

#### About benchmarking

As tonnage of waste composted depends on the size of a Local Authority, comparisons with other councils is not meaningful.